

IUPAC

Global Women's Breakfast Organizer's Guide



<https://iupac.org/gwb/>

Table of Contents

I. Summary	2
II. Information and FAQs	3
III. About the Breakfast	3
IV. GWB Shop	3
V. Flickr for Photos and Videos	3
VI. IUPAC Social Media Channels	3
VII. The Global Map	4
VIII. Registering Your Event	5
1. Register yourself as a breakfast event organizer	5
2. Log into your organizer account	5
3. Register Event - Add your event(s) to the global map	6
IX. Organizing Your Event	12
X. Marketing Resources	14
XI. Funding	15
XII. Directory	16
XIII. Checklists	17
XIV. Examples of previously organized event's materials	18
XV. How to set up a Speed Mentoring Event	22
XVI. Networking ideas/Icebreakers	24
XVII. Other Resources	24

I. Summary

The IUPAC Global Women's Breakfast (GWB) is a unique and inspiring event which happens on a single day each year. The goal is to bring together people of all genders from all science disciplines and from all science organizations from academia to industry to government to participate building a network in support of closing the Gender Gap in Science.

One of the great things about the GWB is that each event is organized to meet the needs of the local community. Some groups have been organizing GWB events for multiple years. Others are joining the GWB for the first time.

This guide has been developed as a resource for organizers to make it easier for you to register, plan, execute and maximize the impact of your GWB event.

II. Information and FAQs

For a very quick getting started guide, check out the “Information” page

<https://iupac.org/gwb/information/>.

For a list of common questions and their answers, please see the FAQ Page

<https://iupac.org/gwb/faqs/>

III. About the Breakfast

For a summary of the history of the IUPAC Global Women’s Breakfast, please see the About the Breakfast page

<https://iupac.org/gwb/about-the-breakfast/>

This page also has a list of GWB Organizing Committee members in your region.

IV. GWB Shop

IUPAC has created an on-line shop with GWB-branded items like pins, posters, t-shirts that can be shipped to anywhere in the world. All proceeds go to support the activities of IUPAC.

<https://iupac.org/shop/product-category/gwb/>

V. Flickr for Photos and Videos

One of the wonderful outcomes from each GWB event are the photos and videos created by groups around the world. IUPAC uses the Flickr platform to make these resources available for everyone to view. Groups are encouraged to share photos and videos from their events by creating a free Flickr account and joining the [IUPAC GWB2023 Group](#). [Step by Step Instructions](#) are provided on the “Resources” page of the GWB site. A new group is created each year.

IUPAC GWB2022 Flickr Group - <https://www.flickr.com/groups/iupacgwb2022/>

IUPAC GWB2021 Flickr Group - <https://www.flickr.com/groups/iupacgwb2021/>

VI. IUPAC Social Media Channels

Please follow and @mention IUPAC in your social media posts and use the Hashtags #GWB2023 #BreakingBarriersinScience

Facebook - <https://www.facebook.com/IUPAC.org/>

Instagram - <https://www.instagram.com/iupac.global.womens.breakfast/>

Twitter - <https://twitter.com/IUPAC>

YouTube - https://www.youtube.com/channel/UCKg5DzBtxwnB45S3PRcX_qw

Flickr - <https://www.flickr.com/photos/iupac/>

As a registered GWB organizer, you will automatically be subscribed to our monthly email newsletter. You can opt out at any time.

[Click Here](#) to subscribe to the [IUPAC Concentrate](#) monthly newsletter for updates on everything going on at IUPAC.

VII. The Global Map

The GWB events are tied together into a single network by the Global Map. To add your event to the map, you must create an organizer account. Once you have an organizer account, it can be used to add one or more events on the map. This organizer account can be used in future years for GWB events. One very important step in organizing an event is to register your event accurately and early and to maximize the use of your event page. See the step-by-step instructions below.



VIII. Registering Your Event

1. Register yourself as a breakfast event organizer

It is quick and easy to register and create your organizer account.

Open the registration form and fill out your contact information and set your password. Your email address will become your username.

<https://iupac.org/gwb/registration/>

Registration

Primary Organizer Contact Information

Each breakfast must have a primary organizer who is responsible for ensuring information on your event page is correct. You will be able to login and change/update information on your event after this registration. Your contact information will be listed in a directory of breakfast organizers made available only to other organizers to facilitate communication among groups.

Name*

Prefix	First Name	Last Name
--------	------------	-----------

Company or Organization Name of Primary Organizer*

Department of Primary Organizer (if applicable)

Email of Primary Organizer*

This email address will be your username for your account.

Password*

Please enter a password for your account so that you are able to log in and edit your event information.

Enter Password	Confirm Password
----------------	------------------

Enter Password

Confirm Password

Phone

If you wish to list a phone number in the organizer directory, please provide it here.

Mailing Address of Primary Organizer*

Street	City
State / Province	ZIP / Postal Code
Country / Region	

Are you an IUPAC member? (not required)*

Yes

No

[Submit Registration](#)

2. Log into your organizer account

Once you have established your account, you can sign in at <https://iupac.org/gwb/sign-in/>

Sign In

Username or Email Address

Password

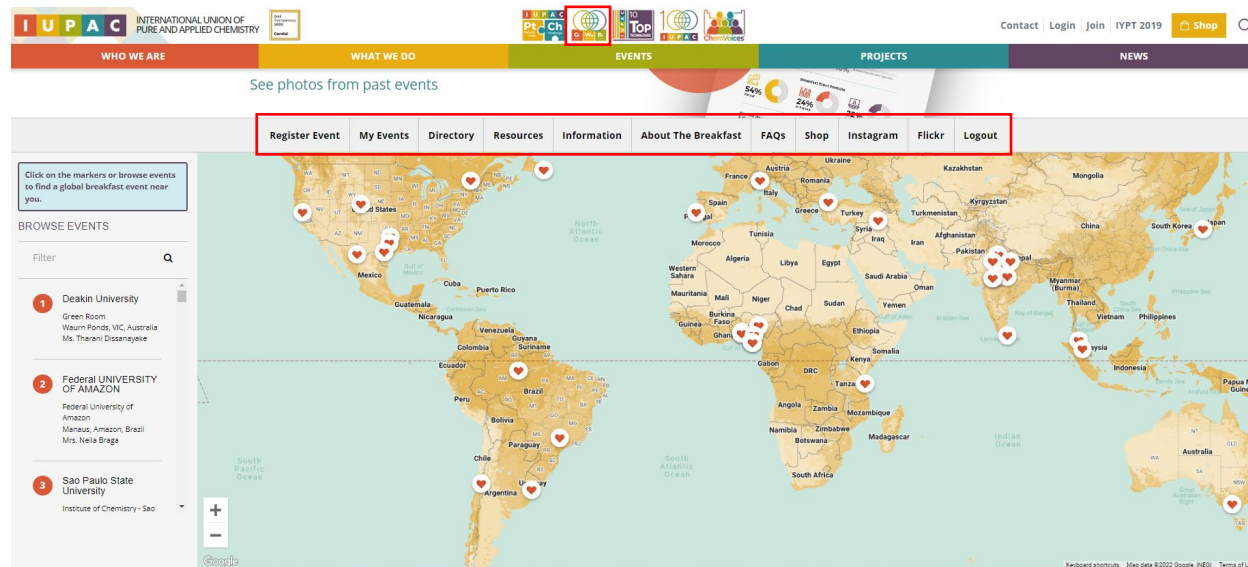
Remember Me

[Log In](#)

[Lost your password? Click here to create a new one!](#)

If you forget your password, you can reset it.

Once you are logged into your account, you will be able to see several menu items that will help you to navigate the site and provides access to important resources. You can always return to the GWB home page by clicking on the GWB logo at the top of the page.



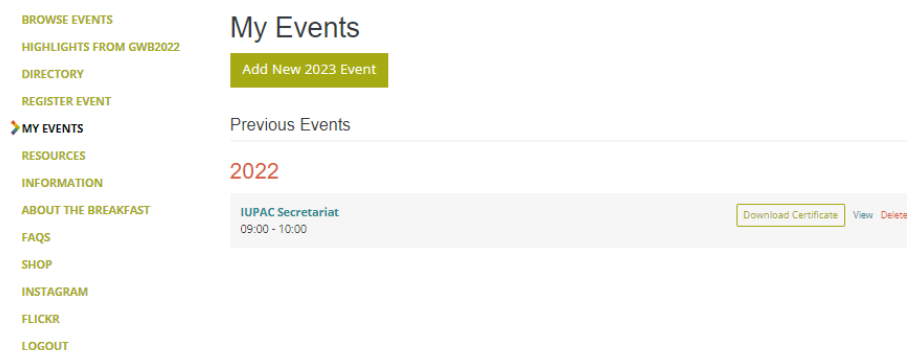
3. Register Event - Add your event(s) to the global map

Click on “Register Event” on the menu bar or go to <https://iupac.org/gwb/register-event/>. Here you can edit your events or add new events. You can always log into your account and update information on your event.

You can view events that you organized in previous years, but these cannot be edited.

As an organizer, you can enter one or event multiple events into the system. For example, a chemical society may have several chapters around a country with individual events.

Click on “Add New 2023 Event” button to bring up the event registration form.



Fill out the event registration form.

- BROWSE EVENTS
- HIGHLIGHTS FROM GWB2022
- DIRECTORY
- REGISTER EVENT**
- MY EVENTS
- RESOURCES
- INFORMATION
- ABOUT THE BREAKFAST
- FAQS
- SHOP
- INSTAGRAM
- FLICKR
- LOGOUT

Register Event

Information to be listed on your breakfast event page

Information entered below will be visible on your breakfast event page. Please enter as much information as you have available. You will be able to log in and edit information later if needed.

Name of your Event*

Name of Host organization*

This will be shown on the map along with the address and organizer name.

Please select the best classification for the host organization

- College or University
- High School
- Elementary School
- Government
- Industry
- Science society or union
- Non-governmental organization

Other

Additional Organizers (OPTIONAL)

Please enter the name of any additional organizers you have for this event. DO NOT repeat the name of the primary contact. Use the "plus" sign to add new ones.

Name	Email
<input type="text"/>	<input type="text"/>

⊕

GMT timezone of your event*

Please select the Greenwich Mean Time (GMT) timezone of your event. Sites like <https://www.timeanddate.com/> can be used if you don't know your GMT time zone.

(GMT) Greenwich Mean Time: Dublin, Edinburgh, Lisbon, London ▼

Start Time of Event*

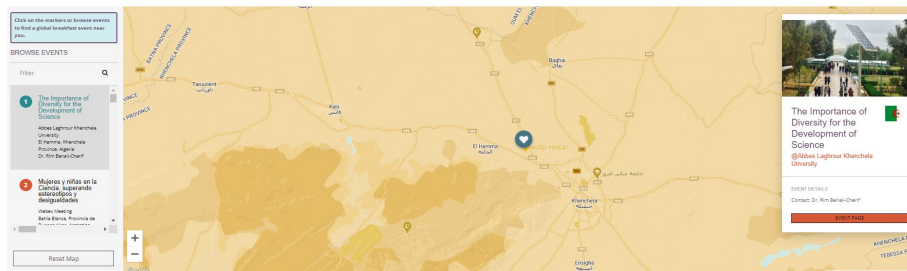
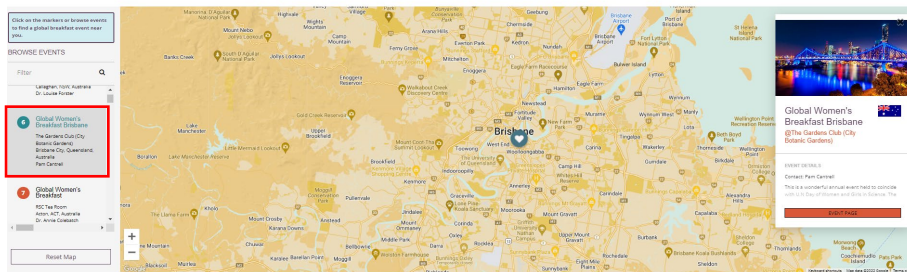
Please enter the scheduled time of your event will begin in 24 hour format

Most of the fields in the form are self-explanatory. Below are a few tips to help you get your event registered quickly and easily.

Naming your event

The name of your event is shown as a title in the list of events on the global map. One easy approach is to use the name of your city in the title. You may wish to have a topical title based on the theme of your breakfast event. Or if you are organizing an event as part of a scientific society or other organization, it could be mentioned in the title. If your event is a partnership between organizations, this could also be part of the title. See some examples below.

*Tip: Keep the name of your event short and don't use all caps.



Timezone settings

On the day of the GWB, the hearts representing each event will begin to change to a special color as their events commence. The timing of the change for the heart representing your event is governed by the GMT time zone settings and event start time that you have entered in the registration form. Please select the correct time zone for your event location.



Here is a list of Time Zones on February 14, 2023 at Major Cities. More information on Time Zones can be found on-line or at sites like <https://www.timeanddate.com/>

GMT	Greenwich Mean Time: Dublin, Lisbon, London, Reykjavik
GMT+01:00	Brussels, Berlin, Lagos, Paris, Vienna,
GMT+02:00	Amman, Cairo, Helsinki, Johannesburg, Kiev, Riga, Sofia, Tallinn, Vilnius
GMT+03:00	Istanbul, Moscow, Nairobi, St. Petersburg, Volgograd
GMT+03:30	Tehran
GMT+04:00	Abu Dhabi, Muscat
GMT+04:30	Kabul
GMT+05:00	Tashkent
GMT+05:30	Chennai, Kolkata, Mumbai, New Delhi
GMT+05:45	Kathmandu
GMT+06:00	Astana, Dhaka
GMT+06:30	Yangon (Rangoon)
GMT+07:00	Bangkok, Hanoi, Jakarta, Phnom Penh
GMT+08:00	Beijing, Hong Kong, Kuala Lumpur, Manila, Perth, Singapore
GMT+09:00	Osaka, Sapporo, Tokyo, Seoul
GMT+09:30	Darwin
GMT+10:00	Brisbane
GMT+10:30	Adelaide
GMT+11:00	Magadan, Solomon Islands, New Caledonia, Canberra, Melbourne, Sydney
GMT+12:00	Fiji, Kamchatka, Marshall Is.
GMT+13:00	New Zealand
GMT-01:00	Azores
GMT-02:00	Mid-Atlantic
GMT-03:00	Buenos Aires, Sao Paulo
GMT-03:30	Newfoundland
GMT-04:00	Halifax
GMT-05:00	Bogota, Havana, Lima, Montreal, New York, Toronto
GMT-06:00	Chicago, Manitoba, Mexico City
GMT-07:00	Denver, Edmonton
GMT-08:00	San Francisco, Vancouver
GMT-09:00	Alaska
GMT-10:00	Hawaii
GMT-11:00	Midway, Samoa

Start and End Time of Event

Please enter your start and end time of your event in 24-hour format, e.g., 14:00 for 2PM in the afternoon. Your event can be any time and does not need to be at breakfast time. Afternoon and evening events are absolutely acceptable!

Name of Breakfast Venue

This is where you can put the name of the venue you plan to use for your event whether it be a coffee shop or a university building. If it is a completely virtual event, you can put in Zoom Meeting or Google Meet etc.

Address of the Breakfast

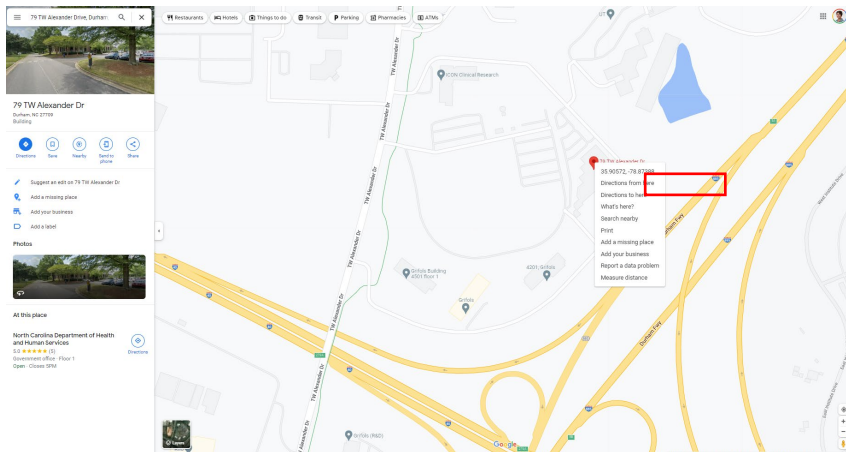
This is one of the more important aspects to have correct in your registration form. Even if you are having a completely virtual event, it is important to enter a physical address (or coordinates) into the system so that your event will show on the Global Map. This could be the location of a company headquarters or university building or any other address that makes sense for your organization.

Option 1 – Put in physical address of your venue

Please put in the physical address of the location where your event will be held. It is a good idea to check your address on [Google Maps](#) to make sure Google can locate your address.

Option 2 – Put in latitude/longitude

If your address is not recognized by Google Maps, you can enter the latitude/longitude of your location in digital format. You can easily copy the latitude/longitude of your location by right clicking on the location in Google Maps. If you click on the latitude/longitude values in Google Maps, it will copy it to the clipboard. For example, see the example below the latitude/longitude of 79 TW Alexander Drive is 35.90572, -78.87388.



Name of breakfast venue*

Place where breakfast will be held, e.g., Jane's Coffee Shop, or Zoom Meeting

IUPAC Secretariat

Latitude/Longitude of Breakfast Venue (OPTIONAL)

If your address is not being recognized by Google Maps, use this option instead of entering your address. Please use digital format for Lat/Long, not degrees.

Use Latitude / Longitude

1. On your computer open [Google Maps](#)
2. Find your location by adding your address
3. Right click on the location pin on the map
4. Select the first set of numbers in the dropdown (those are your latitude and longitude numbers!)
5. Click on the numbers and it will automatically copy them to your clipboard.
6. Paste the numbers below.

For more detailed instructions, see the [FAQ page](#).

Latitude*

35.905719539839716

Longitude*

-78.87387653379636

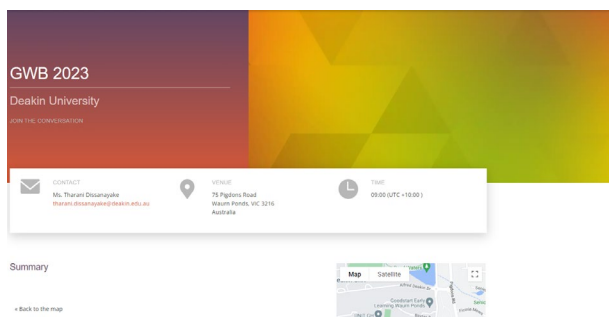
Short Description of Event

Even if you are not sure of the program or activities you are having, you can still put in some text about your organization and the general intent of your event here so that it will show up on your event page. This information can be updated with more details as they are confirmed.

Featured Image for your Event

It is nice to add a featured image for your event to make it stand out in a unique way. The featured image is not required. A default image will be shown if no file is uploaded. Some groups add a photo from their city showing an important landmark, some use flags, others use their event flyer, and still others use a photo of people from their organization.

The image should have an aspect ratio of 16:9. See this video to show how to save an image with a 16:9 aspect ratio <https://www.youtube.com/watch?v=4TKcjKyZAug&t=42s>. However the very top portion of the image is sometime not visible when viewed on different devices, so it is recommended to keep important elements of the image in the lower two-thirds of the image.



No featured image – default image displayed



Flyer featured image

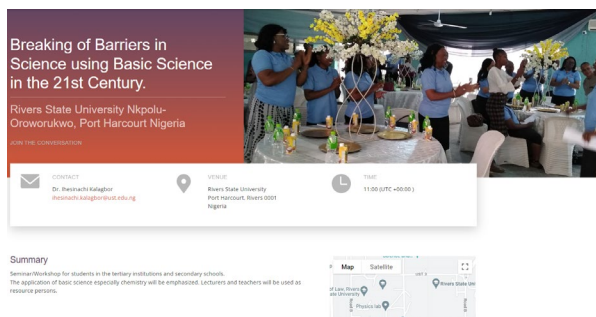


Photo featured image

After you submit your event form

Once you click submit on your event form, please go to the GWB home page to check that your event is being displayed properly on the global map and that the information is correctly displayed on your event page. If you need assistance, reach out to globalbreakfast@iupac.org.

IX. Organizing Your Event

Global Breakfast events are designed to be a catalyst for change towards greater diversity in science. Event organizers and participants can strengthen their activities by connecting with other events around the world and across sectors. Once you are registered and logged in to your account, you will be able to view several new menu items including a directory of organizers. You can see contact information for other organizers, where their events are located, when their event is scheduled, and their time zone.

Ideas for connecting with other GWB events

- Group(s) connect virtually during your breakfast event to say hello and introduce yourselves.
- Send a questionnaire to several groups to gather information and present results at your event.
- Partner with another event group to plan a breakfast program either in person or virtually or a combination.
- Reach out to an organization in your city or region to see if they would like to jointly organize a breakfast.
- For companies or large organizations, organize multiple connected breakfast events at locations around the country or around the world.
- Tap into the Global Breakfast Task Group who are helping to coordinate events in their country/region. See the list on the "[About the Breakfast](#)" page. Reaching out to those connections can begin well before February of that year. Connections may ultimately lead to longer term relationships, to research collaborations or mentoring.

Considerations for Designing your Event

- Size: GWB events can be small casual affairs or large formal events with large audiences. All size events are valuable and welcome.
- Format and Time: Your breakfast can be in person, virtual, hybrid at any time of the day, and not necessary a breakfast time.
- Venue: Events may take place in a local café or restaurant, campus, a room in your organization. Groups could gather over a cup of coffee, science-themed goodies, or a more formal meal.
- Audience: Events may include an audience ranging from school children to university to industry or government scientists or a mix of audiences. Persons of all genders are welcome, and persons from all areas of science and all career paths are welcome.
- Scale: Events can range from local, to regional, or global scale events. For example, some chemical societies or global companies have sponsored a combined virtual program that spans one or multiple countries followed by in-person local events.

Size of the event



SMALL



MEDIUM



LARGE

Format of the event



IN-PERSON



VIRTUAL



HYBRID

Audience



SCHOOL AGE



UNIVERSITY



PROFESSIONAL

Program



NETWORKING



SCIENCE



DISCUSSION/TRAINING

Time of Day



MORNING



AFTERNOON



EVENING

Scale



LOCAL



REGIONAL



GLOBAL

Program: Here is where you can be creative and have fun. You can tailor your event to meet the needs of your organization. Common topics are work-life balance, over-coming gender bias, leadership training. Groups are encouraged to incorporate the current theme of the GWB “Breaking Barriers in Science” in their program or create their own theme, perhaps around the UN Sustainable Development Goals. Select the type of activity(s) you want to offer in your events. The topics could be covered in a seminar format, workshop, symposium, poster session, panel discussion, networking events and socials, lab/facility tours, science demonstrations or a combination.

Current /Previous GWB Theme	Professional Development	Networking	Scientific Track
<ul style="list-style-type: none"> •Breaking Barriers in Science • Empowering Diversity in Science •Empowering Women in Chemistry •Building Bonds to Create Future Leaders •Other 	<ul style="list-style-type: none"> •Preparing CV/Resume •Acing interview •Chemistry/Science career pathways •Grant writing •Entrepreneurship •Intellectual properties management •Science data management •Other 	<ul style="list-style-type: none"> •Speed Networking •Speed Mentoring •Typical meet and greet •See ideas for networking in the appendix 	<ul style="list-style-type: none"> •IUPAC top 10 emerging technologies •Other scientific topics of interest

X. Marketing Resources

As a registered event organizer, you have access to some handy resources that you are free to use to help market your event or to create customized materials like posters, flyers, social media posts. Closer to the GWB event, you will receive a PowerPoint including an introduction to IUPAC and the GWB that you are welcome to use or edit to meet your needs. You will also receive a short welcome video within about 24 hours ahead of the GWB. These will be posted on the Resources page. You can click on the “Resources” menu item or by going to <https://iupac.org/gwb/resources/>.

The primary hashtag is #GWB2023

BROWSE EVENTS
HIGHLIGHTS FROM GWB2022
EVENT GALLERY
DIRECTORY
REGISTER EVENT
MY EVENTS
RESOURCES
INFORMATION
ABOUT THE BREAKFAST
FAQS
SHOP
INSTAGRAM
FLICKR
LOGOUT

Resources

- Select Tag -

GWB2023 Flyer Tags: Promotional	Global Women's Breakfast Logo - png file format Tags: Promotional	GWB2023_01 - Facebook Tags: Promotional, Social Media	GWB2023_01 - Twitter Tags: Promotional, Social Media	GWB2023_01 - Instagram Tags: Promotional, Social Media
GWB2023_02- Facebook Tags: Promotional, Social Media	GWB2023_02 - Instagram Tags: Promotional, Social Media	GWB2023_02 - Twitter Tags: Promotional, Social Media	GWB2023_03 - Facebook Tags: Promotional, Social Media	GWB2023_03 - Instagram Tags: Promotional, Social Media
GWB2023_03 - Twitter Tags: Promotional, Social Media	GWB2023_04 - Facebook Tags: Promotional, Social Media	GWB2023_04 - Instagram Tags: Promotional, Social Media	GWB2023_04 - Twitter Tags: Promotional, Social Media	GWB2023_05 - Facebook Tags: Promotional, Social Media
GWB2023_05 - Instagram Tags: Promotional, Social Media	GWB2023_05 - Twitter Tags: Promotional, Social Media	GWB2023_06 - Facebook Tags: Promotional, Social Media	GWB2023_06 - Instagram Tags: Promotional, Social Media	GWB2023_06 - Twitter Tags: Promotional, Social Media
GWB2023_07 - Facebook Tags: Promotional, Social Media	GWB2023_07 - Instagram Tags: Promotional, Social Media	GWB2023_07 - Twitter Tags: Promotional, Social Media	GWB2023_08 - Facebook Tags: Promotional, Social Media	GWB2023_08 - Instagram Tags: Promotional, Social Media
GWB2023_08 - Twitter Tags: Promotional, Social Media	GWB2023_09 - Facebook Tags: Promotional, Social Media	GWB2023_09 - Instagram Tags: Promotional, Social Media	GWB2023_09 - Twitter Tags: Promotional, Social Media	Zoom Background Tags: Promotional

For example, there are several different graphics that are already formatted for use on Facebook, Instagram, Twitter.



XI. Funding

There is no cost to register a Global Breakfast event or multiple events on the website. But please note that IUPAC does not have funding available to support expenses associated with organizing a breakfast. The role of IUPAC is providing a web platform and focal point for organizations and breakfast events to interact with each other. However, in the past some chemical society organizations have offered opportunities to apply for small grants to support Global Breakfast events, so you may wish to explore this with any society or professional

organization with whom you are affiliated. We encourage you to reach out to other science organizations in your region to partner with them to pool resources. Local industry organizations may be willing to partner with you or help sponsor your event by providing either financial or in-kind resources. The Global Breakfast is a great opportunity to build ties with other science organizations in your region.

XII. Directory

Organizers also have access to a directory of other organizers by country for 2023 and for past years with their contact information. This directory is helpful to reach out to organizers in other parts of the world. You can access the director by clicking on the “Directory” menu item or by going to <https://iupac.org/qwb/directory/>

XIII. Checklists

Sometimes Checklists can be helpful. Here are some checklists to assist with planning.

Registering Your Event

- Register your organizer account
- Log into your account
- Click on Register Event
- Fill out Registration Form to include as much information as possible
- Check GWB home page to make sure your event is displayed correctly

Organizing Your Event

- Begin planning ahead beginning one to two months ahead if possible.
- Recruit co-organizer partners from your organization or from other organizations
- Choose your topic or theme
- Select event format: In person, hybrid, virtual
- Select time and duration of the event
- Book your venue (if in-person)
- Invite speakers or other guests (if applicable)
- Develop an agenda for the event
- Decide on food to be served
- Identify social media channels and accounts that you will use
- Tap into [marketing resources](#) on the GWB site and customize for your event like email invitation, flyers, agenda.
- Sign up for your free Flickr account at <https://www.flickr.com/> and learn how to add your photos to the [GWB2023 Flickr Group](#).
- Set up registration for your event (if needed) and have a list of registered attendees
- Promote your event. Send out invitations via email, post flyers, social media
- Double check logistics (equipment, media, photography, technology, parking, food, seating, VIPs, etc.)
- Have a list of questions for speakers/panelists
- Identify a person to do social media posts during the event and to take photos
- Arrange to take a nice group photograph of your event and other candid photos
- Connect with other GWB events
- Keep your Event Page Updated
- Watch for a post-event survey to provide feedback and to submit a short report about your event.

XIV. Examples of previously organized event's materials

Check out the IUPAC Flickr site for more examples and ideas for your event.

<https://www.flickr.com/groups/iupacgwb2022>

<https://www.flickr.com/groups/iupacgwb2021/>

Agenda, GWB2020, In-Person, Clarkson University, New York, USA

2020 Global Women's Breakfast.

Please join us:

[2020 GWB Registration](#)



2020 GLOBAL WOMEN'S BREAKFAST

FEBRUARY 12, 2020

CHEEL CAMPUS CENTER

BARBEN ROOMS

The first **Global Women's Breakfast** at Clarkson last February was a huge success and the beginning of what we hope will be many future events with a focus on women in STEM. As students, educators and in the workforce, women can be a pro-active supportive and encouraging network for themselves and others - now, and in the future, with career, family, service and discovery.

Please join us!

Event Schedule:

8:00 AM	Registration
8:30 AM	Welcome
8:45 AM	Group Photo & Breakfast
9:00 AM	<i>Leadership – Women in Chemistry & Engineering</i> Panel & Discussion
10:20 AM	Break + Ice Cream made with liquid Nitrogen
10:50 AM	Session Choices <ul style="list-style-type: none">• <i>Professional Networking</i>• <i>College Preparation & Planning</i>
11:50 AM	Quiz/Challenge
12:00 PM	Closing Remarks

Questions? Please contact Elizabeth McCarran, 315.268.6658, emccarra@clarkson.edu

Flyer, GWB2022, Virtual, San Antonio, Texas USA

IUPAC Global Women Breakfast (#GWB2022)
Empowering Women in Chemistry in San Antonio
 (A Panel Discussion & Casual Networking Sessions)



Audrey Lamb, Ph.D.
 Professor and Chair
 Department of Chemistry
 UTSA



Sandra J. Drabik, Ph.D.
 Manager
 Analytical and Regulated Projects Section
 Pharmaceuticals and Bioengineering
 Department
 Chemistry and Chemical Engineering
 Division
 SwRI



Falonne Colbie Moubogno, MSc
 Graduate Research Assistant
 ACS- Events Coordinator



Panel Moderator
Nehal I. Abu-Lail, Ph.D.
 Associate Professor,
 Department of Biomedical
 Engineering and Chemical
 Engineering
 UTSA

Feb 16, 2022
6:00-8:00 pm (ZOOM)

Save you spot & register 
https://bit.ly/GWB_SA



Raffle to Win Valuable Prizes!



Flyer, GWB2022, Hybrid Women in Chemistry Chemical Society of Nigeria, Delta Chapter

WELCOME

TO

IUPAC

GWB2022



**Women in Chemistry (WIC),
 Chemical Society of Nigeria (CSN)
 Delta Chapter**
in collaboration with
 Diversity & Inclusion Team of the Society of
 Petroleum Engineers (SPE) Section 104, Warri.

Cordially invites you to the
IUPAC 2022 Global Womens' Breakfast (GWB 2022)

THEME: "EMPOWERING DIVERSITY in SCIENCE"

Wednesday 16th, February 2022 12:00 Noon (WAT)

- Mode: Hybrid -

Room DM 6, Academic Block, Petroleum Training Institute, Effurun

registration link: https://bit.ly/WIC_CSNDelta_SPE104

TOPICS

- Leadership Development for Women in Science
- Fostering STEM Education in our Schools.
- Developing Effective Mentor/Mentee Relationships



Mrs. Ngozi Oyenwole
 Vice-Chairman
 Keynote Speaker



Nelson Wilbert
 Chairman
 Delta Chapter



Dr. (Mrs) Hope Adeniyigbire
 Chairperson, Health, Safety, Environment
 & Quality Management
 & Learning Center, Warri



Ternikola George
 Head, Regulatory Affairs
 African Petroleum Producers Organisation



Also featuring:
 Brain teasers,
 Kahoot games
 Lots of amazing prizes
 to be won

 @WICCSNDelta

Kokola Owate
 Chairman, Chemical Society
 of Nigeria (CSN) Delta Chapter

Inye Erekosima
 Section Chair
 SPE, Section 104, Warri.


Mrs. Magdalene Umoh
 Programs Chair
 SPE, Section 104, Warri.


Flyer/Agenda, GWB2022, FQ-UADY, Mexico




#GWB2022

DESAYUNO GLOBAL DE MUJERES EN LA CIENCIA IUPAC

El objetivo es celebrar los logros de las mujeres en la ciencia e inspirar a las generaciones más jóvenes a seguir carreras científicas

 12:00 p.m | 16 febrero 2022

 Liga de Teams: <https://bit.ly/3LgZikh>




Programa	
Hora	Actividad
12:00 pm	Bienvenida
12:10-12:40 pm	Ponencia
12:40- 1:15pm	Tertulia de estudiantes
1:15- 1:50 pm	Tertulia de profesionistas

INFORMES
Dra. Fabiola E. Villa de la Torre
Correo: fabiola.villa@correo.uady.mx


Fun graphic, GWB2022, FQ-UADY, Mexico







Flyer, GWB2021, Middle Technical University, Baghdad, Iraq





IUPAC Global Women's Breakfast




Date: 9 Feb 2021
Time: 10:00 Am
Place: Middle Technical University

 gwbchem.mtu@gmail.com
 [gwbchemmiddletechn2021](https://www.instagram.com/gwbchemmiddletechn2021)
 [@chem_gwb](https://twitter.com/GWBChemMiddleTechn2021)
 [GWBMiddlTechn2021](https://www.telegram.com/join/GWBMiddlTechn2021)



 **GWChemMiddleTechn2021**
Baghdad , Iraq



Flyer, GWB2021, Virtual, Younger Chemist Committee, American Chemical Society




Speakers




Dr. Ingrid Montes
University of Puerto Rico

"The Meaning of Diversity and Inclusion and the Need to Take Action to Develop a More Inclusive and Accepting Culture"




Dr. Lara Kallander
University of Pennsylvania

"Promote the value you bring by being authentic and support others on their journey"



Dr. Omayra Padilla de Jesús
Executive Director at RISE HIGH, Inc.

"What You Won't Learn from Books and Conferences"



Dr. Spiridoula Matsika
Temple University

"Fighting Bias, Stereotypes, Imposter Syndrome, and Trying to Achieve a Family-Work Balance"

XV. How to set up a Speed Mentoring Event

Speed mentoring typically set up with multiple roundtables or breakout rooms designed for short, focused conversations between senior scientists and junior scientists or students.

- Mentors recruited in the area of science and engineering (Mentor short bios will be sent out to participants ahead of time).
- One to two Mentors will lead a table with one topic of discussion from below.
- When directed, mentees (4-5) will proceed to their mentor's table. Each session will be timed for 10 min with 2 min in between to allow mentees to switch tables.
- Mentees will move to the next mentor table of a topic of their choice.
- A total of 4 sessions could be done in 1-hr slot.
- It is possible that mentee will not meet all mentors and vice versa
- Mentors are encouraged to provide their contact information (Business Cards, LinkedIn, etc.) for future professional mentor-mentee connection.
- This could be tailored based on your group size and time.

Instruction for Mentee (10 min)

- Ideally, a professional will provide to mentee specific guidelines and instruction how to network before the session starts.
- These instructions are valid for this session and other professional networking settings (e.g., conferences). The instruction would include topics such as: Start/end a conversation, handshake, body language, contact exchange and follow up, ask/not for available jobs, dos and don'ts. How to deliver an elevator speech, etc.

How will mentee introduce themselves?

- Mentees should provide a short, elevator speech that provides the following:
 - Name
 - Major and degree
 - Set of Skills
 - Successful projects, awards, and achievements
 - Career goals

Potential topics for discussion:

- A specific field of science
- Why do I need a mentor?
- Resume writing and interview skills
- Tips to identify my career pathway
- Effective communication skills to grow as a leader
- Women in leadership roles
- Science-From bench to market
- Entrepreneurial scientists and engineers
- Diversify STEM
- Interdisciplinary science degree/research collaboration
- Wisdom to share, from all career stages

Suggested Questions for mentors

- A specific technical question about the science they do, and perhaps a problem they solved.
- What is your favorite part of your job?
- How did you get into the role you are in now?
- What is your least favorite part of your job?
- What are some challenges you have had to overcome in your position?
- What makes a resume stand out to you?
- What is your favorite tip to give to those preparing for interviews?
- What has been one of your biggest career accomplishments?
- Do you have a favorite networking tip or trick?
- What is a tip or piece of information you would give to a recent graduate?
- What are some activities you do for inspiration?
- What is your next step?

XVI. Networking ideas/Icebreakers

- Have a professional to provide a brief coaching at the beginning of the event. E.g., How to start/end a conversation, handshake, body language, voice tone, contact exchange and follow up, ask/not for available jobs/internships, should/shouldn't? etc.
- Speed networking (guidelines are similar to the speed mentoring in the previous appendix)
- Targeted networking: Before the event each attendant is asked for the fields and the career stages of people who would like to network with. Then, each attendant is provided with a customized list of attendants that they might to network with.
- Contacts collecting (Passport): Provide attendants with set of common questions, and a passport including al/ some attendee names. Ask attendants to meet at least (specific number), have a conversation with them using the set of questions as a guide and collect their signatures and contacts (emails or LinkedIn. Provide prizes for attendant who collect the highest number of contacts/signatures.
- Name tag switcheroo: This is suitable for small group breakfast and at the beginning of it. Have everyone getting another attendant name tag. Ask everyone to walk in the room and find the person. To get the tag back, three questions should be asked and answered.
- Find your twin: Have everyone select a flag/or a chemical company name/ or a college name/ or a leader in STEM. Have attendant to gather in groups of 5-6 and share why they have selected the card. Have attendant then walk around and find people with the same card. The first groups of the similar cards who get together get a prize.
- Paper airplane icebreaker: Provide each attendant a piece of paper with a question on it, have them answer it, sign it. Have them fold the paper into airplane and on count on three ask them to throw it as far as possible? The one who gets the paper airplane have to find the person in the room (assuming everyone have a name tag), introduce her/his self and have a conversation.
- More games and more fun: Human BINGO, Scavenger Hunt, Truth and Lie, etc.

XVII. Other Resources

Code of conduct and guidelines to plan for in-person/virtual lecture or panel discussion. Prepared by the Global Conversation on Sustainability project, initiative of the IUPAC and the IYCN. <https://www.gcs-day.org/guidelines.html>

A quick Guide to inclusive in-person event. Prepared by the ACS Office of Diversity, Equity, Inclusion & Respect. <https://www.acs.org/content/dam/acsorg/about/diversity/deir/resources/inclusive%20in-person%20events-quick-guide.pdf>